
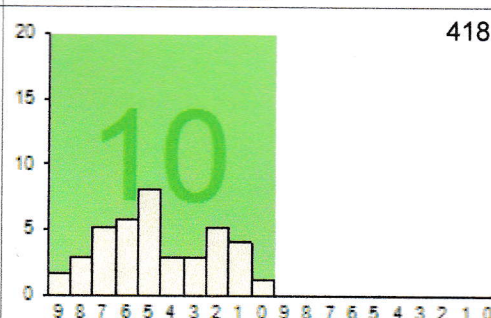

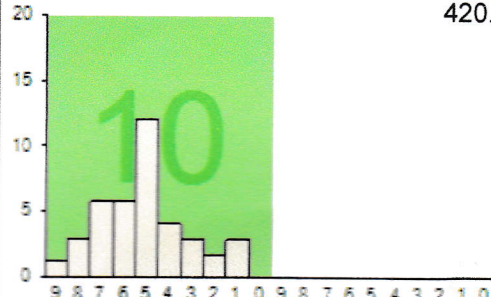



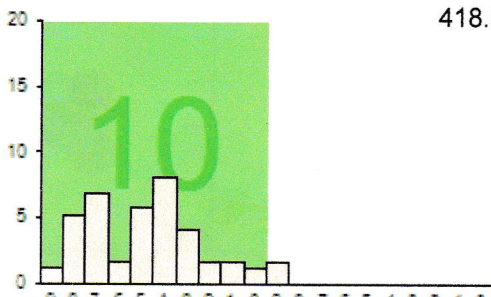



Analysis

Lot	Expected Score	Consolidated group	Distribution of scores
1016-02125	628.45	20.5 	418.8 
1016-02129	631.69	19.3 	420.3 
<u>1016-03103</u>	<u>633.98</u>	19.1 	422.9 
1016-04045	628.64	21.6 	418.8 
1016-05089	625.46	23.3 	416.4 